

## Introductory sub-table (I)(a)

Name of the Company: Symbiox Investment &amp; Trading Co. Ltd

Scrip Code : 29461, Name of the scrip : SYMBOXINV, class of security: EQUITY

Quarter ended: 30th June, 2014

Partly paid-up shares:-	No. of partly paid-up shares	As a % of total no. of partly paid-up shares	As a % of total no. of shares of the company
Held by promoter/promoter group	0	0	0
Held by public	0	0	0
<b>Total</b>	<b>0</b>	<b>0</b>	<b>0</b>


Outstanding convertible securities:- No. of outstanding securities	As a % of total no. of outstanding convertible securities	As a % of total no. of shares of the company, assuming full conversion of the convertible securities
Held by promoter/promoter group	0	0
Held by public	0	0
<b>Total</b>	<b>0</b>	<b>0</b>

Warrants:-	No. of warrants	As a % of total no. of warrants	As a % of total no. of shares of the company, assuming full conversion of warrants
Held by promoter/promoter group	0	0	0
Held by public	0	0	0
<b>Total</b>	<b>0</b>	<b>0</b>	<b>0</b>

Total paid-up capital of the company, assuming full conversion of warrants and convertible securities


31,287,330

100




**Statement Showing Shareholding Pattern**

Category code	Category of Shareholder	Number of Shareholders	Table (I)(a)		Total shareholding as a percentage of total number of shares		Shares Pledged or otherwise encumbered	
			Total number of shares	Number of shares held in dematerialized form	As a percentage of (A+B) <sup>1</sup>	As a percentage of (A+B+C)	Number of shares	As a percentage
			(IV)	(V)	(VI)	(VII)	(VIII)	(IX) = (VIII)/(IV)*100
(I)	(II)	(III)	(IV)	(V)	(VI)	(VII)	(VIII)	(IX) = (VIII)/(IV)*100
<b>(A)</b>	<b>Shareholding of Promoter and Promoter Group<sup>2</sup></b>							
<b>1</b>	<b>Indian</b>							
(a)	Individuals/ Hindu Undivided Family	1	40,900	0	0.13	0.13	0	0.00
(b)	Central Government/ State Government(s)	0	0	0	0.00	0.00	0	0.00
(c)	Bodies Corporate	1	1,000,000	0	3.20	3.20	0	0.00
(d)	Financial Institutions/ Banks	0	0	0	0.00	0.00	0	0.00
(e)	Any Others(Specify)	0	0	0	0.00	0.00	0	0.00
(e-i)		0	0	0	0.00	0.00	0	0.00
(e-ii)		0	0	0	0.00	0.00	0	0.00
	<b>Sub Total(A)(1)</b>	<b>2</b>	<b>1040900</b>	<b>0</b>	<b>3.33</b>	<b>3.33</b>	<b>0</b>	<b>0.00</b>
<b>2</b>	<b>Foreign</b>							
a	Individuals (Non-Residents Individuals/ Foreign Individuals)	0	0	0	0.00	0.00	0	0.00
b	Bodies Corporate	0	0	0	0.00	0.00	0	0.00
c	Institutions	0	0	0	0.00	0.00	0	0.00
d	Qualified Foreign Investor	0	0	0	0.00	0.00	0	0.00
e	Any Others(Specify)	0	0	0	0.00	0.00	0	0.00
e-i		0	0	0	0.00	0.00	0	0.00
e-ii		0	0	0	0.00	0.00	0	0.00
	<b>Sub Total(A)(2)</b>	<b>0</b>	<b>0</b>	<b>0</b>	<b>0.00</b>	<b>0.00</b>	<b>0</b>	<b>0.00</b>
	<b>Total Shareholding of Promoter and Promoter Group (A)<sup>2</sup></b> <b>(A)(1)+(A)(2)</b>	<b>2</b>	<b>1,040,900</b>	<b>0</b>	<b>3.33</b>	<b>3.33</b>	<b>0</b>	<b>0.00</b>
<b>(B)</b>	<b>Public shareholding</b>							
<b>1</b>	<b>Institutions</b>							
(a)	Mutual Funds/ UTI	0	0	0	0.00	0.00	0	0.00
(b)	Financial Institutions/ Banks	0	0	0	0.00	0.00	0	0.00
(c)	Central Government/ State Government(s)	0	0	0	0.00	0.00	0	0.00
(d)	Venture Capital Funds	0	0	0	0.00	0.00	0	0.00
(e)	Insurance Companies	0	0	0	0.00	0.00	0	0.00
(f)	Foreign Institutional Investors	0	0	0	0.00	0.00	0	0.00
(g)	Foreign Venture Capital Investors	0	0	0	0.00	0.00	0	0.00
(h)	Qualified Foreign Investor	0	0	0	0.00	0.00	0	0.00
(i)	Any Other (specify)	0	0	0	0.00	0.00	0	0.00
(i-i)		0	0	0	0.00	0.00	0	0.00
(i-ii)		0	0	0	0.00	0.00	0	0.00
	<b>Sub-Total (B)(1)</b>	<b>0</b>	<b>0</b>	<b>0</b>	<b>0.00</b>	<b>0.00</b>	<b>0</b>	<b>0.00</b>
<b>B 2</b>	<b>Non-institutions</b>							
(a)	Bodies Corporate	24	25,331,500	0	80.96	80.96	0	0.00
(b)	Individuals							
I	Individuals -i. Individual shareholders holding nominal share capital up to Rs 1 lakh	167	557,430	0	1.78	1.78	0	0.00
II	ii. Individual shareholders holding nominal share capital in excess of Rs. 1 lakh.	86	3,391,500	0	10.84	10.84	0	0.00
(c)	Qualified Foreign Investor	0	0	0	0.00	0.00	0	0.00
(d)	Any Other (specify)	0	0	0	0.00	0.00	0	0.00
(d-i)	HUF	40	966,000	0	3.09	3.09	0	0.00
(d-ii)		0	0	0	0.00	0.00	0	0.00
	<b>Sub-Total (B)(2)</b>	<b>317</b>	<b>30,246,430</b>	<b>0</b>	<b>96.67</b>	<b>96.67</b>	<b>0</b>	<b>0.00</b>
<b>(B)</b>	<b>Total Public Shareholding (B)= (B)(1)+(B)(2)</b>	<b>317</b>	<b>30,246,430</b>	<b>0</b>	<b>96.67</b>	<b>96.67</b>	<b>0</b>	<b>0.00</b>
	<b>TOTAL (A)+(B)</b>	<b>319</b>	<b>31,287,330</b>	<b>0</b>	<b>100.00</b>	<b>100.00</b>	<b>0</b>	<b>0.00</b>
<b>(C)</b>	<b>Shares held by Custodians and against which Depository Receipts have been issued</b>							
1	Promoter and Promoter Group	0	0	0	0	0.00	0	0.00
2	Public	0	0	0	0	0.00	0	0.00
	<b>Sub-Total (C)</b>	<b>0</b>	<b>0</b>	<b>0</b>	<b>0</b>	<b>0</b>	<b>0</b>	<b>0.00</b>
	<b>GRAND TOTAL (A)+(B)+(C)</b>	<b>319</b>	<b>31,287,330</b>	<b>0</b>	<b>100</b>	<b>100.00</b>	<b>0</b>	<b>0.00</b>




Sr.No	Notes
1	
2	
3	
4	
5	
6	
7	
8	
9	




**(1)(b) Statement showing holding of securities (including shares, warrants, convertible securities) of persons belonging to the category "Promoter and Promoter Group"**

Sr.	Name of the shareholder	Details of Shares held		Encumbered shares (*)			Details of warrants		Details of convertible securities		Total shares (including underlying shares assuming full conversion of warrants and convertible securities) as a % of diluted share capital
		Number of shares held	As a % of grand total (A) +(B) +( C)	No.	As a percentage	As a % of grand total (A)+(B)+(C) of sub-clause (1)(a)	Number of warrants held	As a % total number of warrants of the same class	Number of convertible securities held	As a % total number of convertible securities of the same class	
1	Gaurav Audichya	40,900	0.13	0	0.00	0.00	0	0.00	0	0.00	0
2	Tyro Commercial Private Limited	1,000,000	3.20	0	0.00	0.00	0	0.00	0	0.00	0
3											
4											
5											
<b>TOTAL</b>		<b>1,040,900</b>	<b>3.33</b>	<b>0</b>	<b>0.00</b>	<b>0.00</b>	<b>0</b>	<b>0.00</b>	<b>0</b>	<b>0.00</b>	<b>0</b>

(\* ) The term "encumbrance" has the same meaning as assigned to it in regulation 28(3) of the SAST Regulations, 2011






Sr. No.	Name of the shareholder	Number of shares held	Shares as a percentage of total number of shares (i.e., Grand Total (A)+(B)+(C) indicated in Statement at para (1)(a) above)	Details of warrants		Details of convertible securities		Total shares (including underlying shares assuming full conversion of warrants and convertible securities) as a % of diluted share capital
				Number of warrants held	As a % total number of warrants of the same class	Number of convertible securities held	% w.r.t total number of convertible securities of the same class	
1	EVERSHINE DEAL TRADE PRIVATE LIMITED	1500000	4.79	0	0.00	0	0.00	0
2	JACKPOT VINTRADE PRIVATE LIMITED	858000	2.74	0	0.00	0	0.00	0
3	KINETIC COMMOSALES PRIVATE LIMITED	900000	2.88	0	0.00	0	0.00	0
4	LEOLINE PROPERTIES PRIVATE LIMITED	1500000	4.79	0	0.00	0	0.00	0
5	MANDHANA COMMOTRADE PRIVATE LIMITED	1500000	4.79	0	0.00	0	0.00	0
6	NEWWAVE COMMODEAL PRIVATE LIMITED	1500000	4.79	0	0.00	0	0.00	0
7	OCEAN ADVISORY PRIVATE LIMITED	1500000	4.79	0	0.00	0	0.00	0
8	RPS MERCHANTS PRIVATE LIMITED	1500000	4.79	0	0.00	0	0.00	0
9	SAFE LIFT MERCHANTS PRIVATE LIMITED	1500000	4.79	0	0.00	0	0.00	0
10	SKYVIEW AGENCY PRIVATE LIMITED	1500000	4.79	0	0.00	0	0.00	0
11	UNICON TIE UP PRIVATE LIMITED	1500000	4.79	0	0.00	0	0.00	0
12	OASIS TRADEWINGS PRIVATE LIMITED	1508500	4.82	0	0.00	0	0.00	0
13	RISEWELL SALES PRIVATE LIMITED	1500000	4.79	0	0.00	0	0.00	0
14	FESTINO VINCOM LIMITED	1500000	4.79	0	0.00	0	0.00	0
15	MOONTREE TRADERS PRIVATE LIMITED	1500000	4.79	0	0.00	0	0.00	0
16	LAKSHYA DEALMARK PRIVATE LIMITED	1500000	4.79	0	0.00	0	0.00	0
17	IMMORTAL MARKETING PRIVATE LIMITED	1500000	4.79	0	0.00	0	0.00	0
<b>TOTAL</b>			<b>24,266,500</b>	<b>0</b>	<b>0.00</b>	<b>0</b>	<b>0.00</b>	<b>0</b>




(D)(d) Statement showing details of locked-in shares

Sr. No.	Name of the shareholder	Number of locked-in shares	Locked-in shares as a percentage of total number of shares {i.e., Grand Total (A)+(B)+(C) indicated in Statement at para (D)(a) above}
1	Tyro Commercial Private Limited	1,000,000	3.20
<b>TOTAL</b>		<b>1,000,000</b>	<b>3.20</b>



**(II)(a) Statement showing details of Depository Receipts (DRs)**

Sr. No.	Type of outstanding DR (ADRs, GDRs, SDRs, etc.)	Number of outstanding DRs	Number of shares underlying outstanding DRs	Shares underlying outstanding DRs as a percentage of total number of shares {i.e., Grand Total (A)+(B)+(C) indicated in Statement at para (I)(a) above}
1	NIL	0	0	0.00
2				
3				
4				
5				
<b>TOTAL</b>		<b>0</b>	<b>0</b>	<b>0.00</b>





**(II)(b) Statement showing holding of Depository Receipts (DRs), where underlying shares held by "promoter/promoter group" are in excess of 1% of the total number of shares**

Sr. No.	Name of the DR Holder	Type of outstanding DR (ADRs, GDRs, SDRs, etc.)	Number of shares underlying outstanding DRs	Shares underlying outstanding DRs as a percentage of total number of shares {i.e., Grand Total (A)+(B)+(C) indicated in Statement at para (D)(a) above}
1	NIL	0	0	0.00
2				
3				
4				
5				
<b>TOTAL</b>			<b>0</b>	<b>0.00</b>

